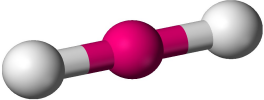
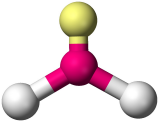
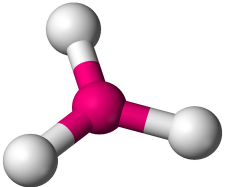
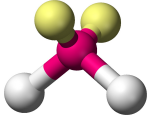
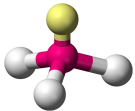
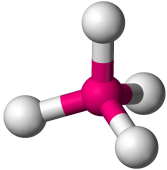
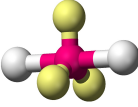
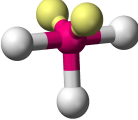
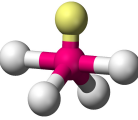
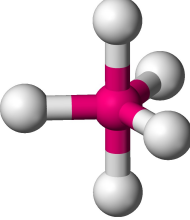
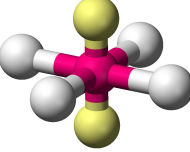
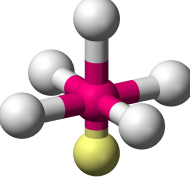


Electron domains	Bonding domains	Hybridization	Molecular shape	Example	Illustration
1	1	none	Linear	H-H	
2	1	sp	linear	:N≡N:	
2	2	sp	linear	CO ₂	
3	1	sp ²	linear	CO ₂	
3	2	sp ²	Bent (120°)	:SO ₂	
3	3	sp ²	Trigonal planar	BH ₃	
4	1	sp ³	Linear	HCl	
4	2	sp ³	Bent (109.5°)	H ₂ O	
4	3	sp ³	Trigonal pyramidal	NH ₃	
4	4	sp ³	tetrahedral	CH ₄	

Electron domains	Bonding domains	Hybridization	Molecular shape	Example	Illustration
5	2	sp^3d	linear	XeF_2	
5	3	sp^3d	T-shaped	ClF_3	
5	4	sp^3d	seesaw	SF_4	
5	5	sp^3d	Trigonal bipyramidal	PCl_5	
6	4	sp^3d^2	Square planar	XeF_4	
6	5	sp^3d^2	Square pyramidal	BrF_5	
6	6	sp^3d^2	octohedral	SF_6	